

brother
at your side

HOME SEWING MACHINE CATALOG

2022



Brother products have been changing the way people work, and play, for years. Whatever your need, Brother products are "At your side."





BROTHER INDONESIA

For more than 100 years, Brother has been innovating to create quality products and achieve high customer satisfaction.

PT. Brother International Sales Indonesia (Brother Indonesia) is a representative of the Brother brand in Indonesia which was established on September 23, 2008.

For more than 10 years Brother is committed to providing the best products such as printers, scanners, label printers and sewing machines along with good customer service.

We always apply the "At Your Side" culture to our daily lives by always putting our customers first.

ABOUT US

With a rich history spanning more than a century, Brother has grown from its humble beginnings into the diversified multinational corporation it is today. While its technology and business activities have evolved over time, a foundation of strong leadership and product innovation has remained constant throughout. These qualities remain important today as they were in 1908.

1908 - Kanekichi Yasui established Yasui Sewing Machine Co.

Yasui Sewing Machine Co., a company that provides repair services and parts for sewing machines, was established in 1908 by Kanekichi Yasui, the father of the founders of Brother Industries, Ltd.



1928 - The first Brother product was produced
In an effort to produce sewing machines in Japan, a Chain-Stitch sewing machine for the production of straw hats was developed by the Yasui brothers. This sewing machine became popular for its durability, which was greater than that of sewing machines made in Germany at that time.

1932 - Brother begins mass production of home sewing machines

Jitsuichi Yasui, Masayoshi's younger brother and co-founder of Brother, succeeded in developing shuttle hooks, a main component of sewing machines.

In 1932, the Yasui brothers successfully introduced the first home sewing machine, made entirely in Japan.



JV 1400

Incredibly easy to operate, smooth and quiet, the JV1400 Sewing Machine makes sewing a cinch.

This clever little sewing machine is lightweight and portable, so you can easily stow it away when it's not in use. Plus, with 14 built-in stitches, you can choose the one that's just right for the job in hand.

- 14 Built-in stitches
- LED lighting for easy sewing
- Instructional DVD
- Top load bobbin
- Auto set stitch length (max. 4mm) and width (max. 5mm)
- 4 step button hole
- Free arm



JA 1400

Compact and easy to use; the JA1400 is perfect for sewing and mending.

Featuring 14 built-in stitches, 4-step buttonhole and auto set stitch length and width. The free arm sewing surface is easily convertible from traditional flatbed to free arm for sewing cuffs and sleeves. It also features LED lighting for bright and easy sewing, as well as top load bobbin for easy setting, easy maintenance and clear view. The JA1400 comes with a DVD that takes you step-by-step into sewing, and includes all the instructions for two great start sewing projects.

- 14 Built-in stitches
- LED lighting for easy sewing
- Instructional DVD
- Top load bobbin
- Auto set stitch length (max. 4mm) and width (max. 5mm)
- 4 step button hole
- Free arm

JA 1450 NT

Compact and easy to use; the JA 1450NT is perfect for sewing and mending. Featuring 14 built-in stitches, 4-step buttonhole and auto set stitch length and width. The free arm sewing surface is easily convertible from traditional flatbed to free arm for sewing cuffs and sleeves. It also features LED lighting for bright and easy sewing, as well as top load bobbin for easy setting, easy maintenance and clear view. The JA 1450NT comes with a DVD that takes you step-by-step into sewing, and includes all the instructions for two great start sewing projects.

- 14 Built-in stitches
- LED lighting for easy sewing
- Instructional DVD
- Top load bobbin
- Auto set Stitch length (max. 4mm) and width (max. 5mm)
- 4 step button hole
- Free arm
- Needle Threader



JK 17B

Compact and easy-to-use, the Brother JK17B Sewing Machine is perfect for sewing and mending. Featuring 17 built-in stitches, 4-step buttonhole and auto set stitch length and width, the free arm sewing surface is easily convertible from traditional flatbed to free arm for sewing anything you need. The JK17B Sewing Machine also features LED lighting for bright and easy sewing, as well as top load bobbin for easy setting, easy maintenance and clear view.

- 17 Built-in stitches
- LED lighting for easy sewing
- Instructional DVD
- Top load bobbin
- Auto set Stitch length (max. 4mm) and width (max. 5mm)
- 4 step button hole
- Free arm
- Needle Threader



MECHANICAL

SEWING MACHINE



GS 2500

The GS2500 is perfect for basic alterations and repairs. With a traditional metal chassis you can put your trust in this easy to use sewing machine that is built around the values that you know and expect from a Brother sewing machine. Free local phone support for the life of the product. Top load bobbin. Built-in needle threader. Automatic button hole. Instructional DVD.

- 25 Built-in stitches
- LED lighting for easy sewing
- Instructional DVD
- Top load bobbin
- Stitch length (max. 4mm) and auto set width (max. 5mm)
- 4 step button hole
- Free arm
- Needle Threader



GS 2700

The GS2700 traditional sewing machine features a wide range of stitches ideal for repairs, dressmaking and home furnishing projects. Includes features designed to make sewing quick and easy such as automatic needle threader and quick set bobbin system. While the LED light is bright and gentle on the eye and will last the lifetime of the machine.

- 27 Built-in stitches
- LED lighting for easy sewing
- Instructional DVD
- Top load bobbin
- Stitch length (max. 4mm) and width (max. 5mm)
- 1 step button hole
- Free arm
- Needle Threader

GS 3700P

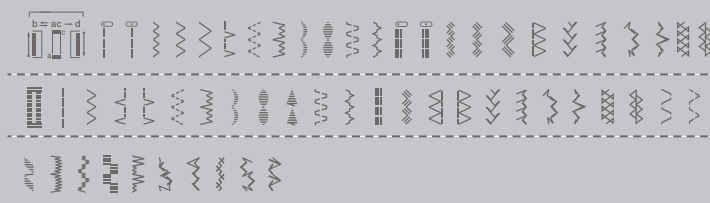
The GS3700P traditional sewing machine featuring a wide range of stitches ideal for repairs, dressmaking and home furnishing projects. Includes features designed to make sewing quick and easy such as automatic needle threader and quick set bobbin system. While the LED light is bright and gentle on the eye and will last the lifetime of the machine.

- 37 Built-in stitches
- LED lighting for easy sewing
- Instructional DVD
- Top load bobbin
- Stitch length (max. 4mm) and width (max. 5mm)
- 1 step button hole
- Free arm
- Needle Threader

AS 2730S

Quick to thread and set up. Ideal for soft furnishings, dressmaking and costumes including stretch fabrics. Includes a free instructional DVD so you can get to know your machine. Slide off the accessory tray to use the free arm to hem jeans and sleeve cuffs. Bright LED lighting makes it easier to see your stitches as you sew.

- 27 Built-in stitches
- LED lighting for easy sewing
- Instructional DVD
- Top load bobbin
- Stitch length (max. 4mm) and width (max. 5mm)
- 1 step button hole
- Free arm
- Needle Threader



GS2500

GS2700/AS2730S

GS3700P = GS2700/AS2730S
+10 STITCHES TOTAL

COMPUTERIZED SEWING MACHINE

Innov-is A16

The Innov-is A16 is great for making sewing simpler. Its fuss-free features, such as its 1-step needle threader, quick set drop in bobbin and slide speed control all help make your craftwork easier. Plus, its needle up/down button is ideal for pivoting corners.

This machine's electronic jog dial also allows you to select each of its 16 pre-set stitches with ease, while its automatic threading system takes the hassle out of an ordinarily frustrating task.

- 16 Built-in stitches (include 3 button hole stitches)
- Advanced one-action needle threader
- Lock stitch button
- Quick set bobbin
- Needle stop position (up/down)
- Stitch length & width control
- Start / Stop button
- Slide speed control
- Soft cover



FS 60 X

Meet Brother's new FS60X Extra Tough Computerised Sewing Machine - with a robust metal frame and powerful motor it's tough enough to keep up with heavy duty fabrics and denim. Ready for anything it is also equipped with stitches for swim, stretch and formal fabrics. Built to last, the FS60X has the power and versatility to take you anywhere.

- 60 built-in stitches (include 7 button hole stitches)
- Advanced one-action needle threader
- Lock stitch button
- Quick set bobbin
- Needle stop position (up/down)
- Stitch length & width control
- Start / Stop button
- Slide speed control
- Soft cover



FS 101

The top computerised sewing machine in the Free Your Style range, available exclusively at Spotlight, the FS101 opens a wide door of possibilities for your creativity. Choose from 100 inbuilt stitches, 8 one-step buttonholes and even the direction to sew. Featuring a range of popular easy to features including inbuilt needle threading, quick set bobbin and bobbin winding, speed and stitch width/length control plus a 7 point feed for smooth feeding of various fabrics from sheer silk to denim.

- 60 built-in stitches (include 7 button hole stitches)
- Advanced one-action needle threader
- Lock stitch button
- Quick set bobbin
- Needle stop position (up/down)
- Stitch length & width control
- Start / Stop button
- Slide speed control



OVERLOCK SEWING MACHINE

2104D

Brother's 2104D Overlocker sews seams, trims excess fabric and overlocks raw edges, all in one easy step, making it the perfect stitching companion.

It features 3 or 4 thread sew-and-cut over lock stitches, an easy to-follow thread guide, and a F.A.S.T. lower looper threading system. Its free-arm/flatbed convertible sewing surface offers superb control when overlocking cuffs and sleeves, saving time and producing professional results.

You can forget fiddly, frustrating threading with the 2104D. With its array of ergonomic features, threading this overlocker is as easy as it gets.

- 3 or 4 thread overlocker
- Easy to follow lay-in threading
- Stitch width 5-7mm
- Bright LED light
- Instructional DVD
- 4 Color easy thread guide
- Pressure control
- Free arm/flatbed convertible
- Easy access controls
- Built-in accessory storage



Innov-is




SEWING & EMBROIDERY MACHINE

Innov-is 180D

Explore the world of embroidery with the Brother NV180D with built-in Disney designs. It's like having three machines in one with the Innov-is NV180 combo machine. It sews, quilts, and embroiders, and it excels at all three! You'll appreciate how simple it is to operate, and it's loaded with premium sophisticated features for a reasonable price. It's the perfect machine for hobbyists of all levels of expertise. It's the perfect machine for all of your sewing and embroidery projects at home. To personalise your work, take use of the various built-in decorative stitches and embroidery designs. You can take it with you when you go to courses or visit family and friends as it's light and portable.

- Thread sensor
- Speed slide control
- 650 stitches per minute
- Press foot
- Automatic thread cutter



Embroidery area
10cm x 10cm



Bright light LED lamp



USB port



Automatic threading



Sewing & embroidery



125 built-in
embroidery designs



181 built-in
sewing stitches



Color LED touch
screen display



Quick set bobbin



Easy bobbin
winder



Innov-is



Innov-is NV18E

The Brother Innov-is NV18E Embroidery Machine allows you to create magical embroidery projects, and more. Enjoy an easy to use, 9.4cm colour LCD touch screen display to manage all your embroidery and quilting functions.

The Innov-is NV18E features an advanced needle threading system, a wide 100 x 100mm embroidery area, 80 built-in embroidery patterns; and up to 400 stitches per minute embroidery speed. Key Features 100 x 100mm embroidery area 80 built-in embroidery designs 140 Frame pattern combinations 10 Embroidery fonts Embroidery pattern drag and drop Up to 400 stitches per minute Easy, automatic needle threading Quick set bobbin and bobbin sensor 9.4cm Colour touch screen display Automatic thread cutting USB port



Embroidery area
10cm x 10cm



Bright light LED lamp



USB port



Automatic threading



400 stitch
per minute



80 Built-in
embroidery design



Built-in port



10 x 10 cm
embroidery area



3.7" LCD
Touchscreen



Bright LED Light



PORTABLE EMBROIDERY MACHINE



Innov-is NV880E

The Innov-is NV880E is packed full of easy-to-use features, many of which can be accessed via the central control panel and large 4.9" colour touchscreen. Perfection comes as standard with this machine. Drop your needle exactly where it needs to be with the LED needle pointer for perfect positioning. The thread trimmer function neatly trims any excess threads for you. Bye, bye snips!

You can programme your machine to automatically lower the presser foot and start embroidering when you press the start/stop button. And the Innov-is NV880E automatically detects fabric being sewn and adjusts the tension to suit. You'll spend more time creating and less time setting up with the advanced needle threader, automatic upper and lower thread sensors, stitch out speeds of up to 850 stitches per minute and drop-in bobbin.

Featuring brand new embroidery designs, pattern editing and colour sorting, your projects will be 'sew' unique – just like you. A large working area and generous embroidery space of 260 x 160 mm give you plenty of room to express your creativity. And for our quilters, we've built-in new quilt embroidery blocks and border designs!

With wireless connectivity you can wirelessly transfer embroidery data with the free Design Database Transfer* program. You can also use the function to easily keep up with Brother's software developments. Or use the built-in USB port to add more patterns directly to the machine.



LCD touch screen
/on-screen editing



Free Apps
to Transfer Files



260 x 160mm
Embroidery Area



In-Hoop Preview



Droplight Positioning
Marker



Colour Sorting
Feature





PR680W

The PR680W, for when embroidery means business

When you've got your sights on going from home hobbyist to small business owner, choose the easy-to-use Entrepreneur W PR680W 6-Needle Embroidery machine to get you there.

With individually customisable six-needles and industrial acceleration the PR680W can handle different-sized projects with ease. Reaching up to 1,000 stitches per minute in seven seconds projects will be completed faster, with minimal noise.

WLAN Connectivity and My Stitch Monitor App



With wireless LAN connectivity, keep track of your embroidery with the My Stitch Monitor mobile app on your iOS or Android™ device. Follow the progress of your project and get alerts when it's time to change threads or when your embroidery is finished.

Efficient Wireless Productivity



Increase your productivity and efficiency with industry-leading high-speed acceleration! Reach up to 1,000 stitches per minute in seven seconds. Projects will be completed faster and with minimal noise.



PROFESIONAL EMBROIDERY MACHINE

Entrepreneur W

Give yourself space to create on the generous 200 x 300 mm work area and easily work on the large 10.1" built-in high-definition LCD display. View your designs in crisp, vivid colour and really see the detail with the zoom function which goes up 200%. Easily adjust your design by rotating in 0.1-degree, 1-degree, 10-degree, or 90-degree increments.

There's a perfect pattern for every perfect order with the 673 built-in embroidery designs (including monogram and buttonhole styles) and 50 built-in lettering fonts. Stitch out the built-in designs as they are, or express your creativity with the design editing features.

Customise fonts by adjusting the spacing, colour shuffling, or changing the thread density to improve the look of stitching. Add an instant pattern outline with the appliqué feature and reduce editing time with colour grouping.

Save time and mistakes with the built-in stitch simulator, automatic colour stitch sequence, basting stitch outline feature and smart stitch management. The PR680W will also automatically resume the embroidery design at the exact stitch when the machine either stopped or lost power.

With the largest crosshair pointer on the market, you can see exactly where your needles will drop, ensuring perfect pattern placement every time. Easily position jobs faster and more accurately. Nine points can be set: centre, four corners and four middles.



6-Needle Automatic Needle Threading
Makes threading simple! Thread each needle in seconds – with just the touch of a button! This can be done without a design on the screen for added efficiency.



Cylinder Arm
The cylinder arm makes it easy to embroider items such as tote bags, sleeves, trouser legs, and caps. (Requires optional Cap Frame.)



Bright Customizable Lighting
With bright, customizable lighting, you can illuminate your work with four built-in LED lights to see colors clearly with virtually no shadows!



Crosshair Embroidery Droplight Laser
Get precision accuracy positioning and light up your fabric to see where the needle will drop for all your projects with



PE DESIGN 11

We have packed this software with so many time-saving features that will help you create more in less time. Imagine the capability to create your own fonts, stitches and designs - just once - to use many times on hats, pillows, shirts, and other fabrics. Reduce the amount of time spent changing threads by using the Intelligent Color Sort feature, which will stitch those areas that share one color in groups.



Entrepreneur Pro X



PR1055X

Business or Hobby? Whichever your side, the PR1055X ten needle embroidery machine is packed with features to take your embroidery to the next level.

The PR1055X handles larger garments such as jacket backs and quilts with ease. Its large embroidery area and range of frames make embroidery possible on almost any garment or textile. That said, it also embroiders smaller and delicate items - the PR1055X is a very versatile embroidery machine!

WLAN Connectivity and My Stitch Monitor App



With wireless LAN connectivity, keep track of your embroidery with the My Stitch Monitor mobile app on your iOS or Android™ device. Follow the progress of your project and get alerts when it's time to change threads or when your embroidery is finished.

Efficient Wireless Productivity



Increase your productivity and efficiency with industry-leading high-speed acceleration! Reach up to 1,000 stitches per minute in seven seconds. Projects will be completed faster and with minimal noise.



PROFESIONAL EMBROIDERY MACHINE

INDUSTRY FIRST

InnovEye Plus Technology for the Perfectionist

High-Speed Background Scanning

It's like having a built-in camera and scanner!

The ability to scan the entire embroidery area provides virtually endless creative options and helps ensure that all your projects are perfect. Precisely place your design exactly where you want it every time. Just scan your fabric or garment, preview your design on screen, and you're ready to embroider. It also works with the optional cap and cylinder frames for tight spaces. With fast scanning speeds, you can spend more time creating, and less time waiting.

Virtual Design Preview

Get a live, real-time camera view of the needle area and see your embroidery design superimposed on your fabric – no scanning. Also, scan your fabric or garment, preview your design on screen, and you're ready to embroider. It works with the optional cap and cylinder frames for tight spaces.

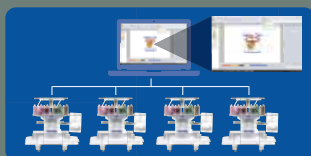
PHOTO STITCH



Makes threading simple! As the only multi-needle machine with a built-in automatic needle threading system, you'll thread each needle in seconds – with just the touch of a button!



Embroider easily on sleeves, pants, and other tubular items. Serves as extra support for big fabrics. Easily attach and remove with no space between machine and table.



With wireless LAN connectivity and PE-DESIGN 11 software*, you can link as many as 10 machines without a cable.



Embroider up to 1,000 stitches per minute in just seven seconds flat with industry-leading high-speed acceleration.

PE DESIGN 11

We have packed this software with so many time-saving features that will help you create more in less time. Imagine the capability to create your own fonts, stitches and designs - just once - to use many times on hats, pillows, shirts, and other fabrics. Reduce the amount of time spent changing threads by using the Intelligent Color Sort feature, which will stitch those areas that share one color in groups.



Menjahit Bersamamu, Disetiap Rumah Indonesia

brother
at your side



Brother Service Center
0811-82-555-95 (home user)
0811-80-555-95 (corporate)